

FONTANA UNIFIED 2015 – 2016 LCAP/LEAP ANNUAL UPDATE

APRIL 20TH, 2016

Every Student Successful | Engaging Schools | Empowered Communities





EVERY STUDENT SUCCESSFUL

- **Goal 1: All students will gain proficiency and demonstrate strategic thinking in Reading/Language Arts and Mathematics at every grade level across the curriculum**
- **Goal 2: Programs and services provided to promote multilingualism and multiculturalism**
- **Goal 3: Increase Graduation & College and Career Readiness**



ENGAGING SCHOOLS

- **Goal 4: Cultivate Effective Teachers and Leaders**
- **Goal 5: Engage Students and Decrease Dropout Rates**



EMPOWERING COMMUNITIES

- **Goal 6: Strengthen Family and Community Engagement**
- **Goal 7: Healthy Environments**

LCAP/LEA PLAN ANNUAL DATA REVIEW





GOAL 1

All students will gain proficiency and demonstrate strategic thinking in Reading/Language Arts and Mathematics at every grade level across the curriculum.



GOAL 1: EXPECTED ANNUAL MEASURABLE OUTCOME (EAMO) #2

- Students will attain NWEA Measures of Academic Progress (MAP) district growth target of **56%**.
 - **On Target to meet Goal**



GOAL 1: PERCENTAGE OF K-8 STUDENTS MAKING EXPECTED GROWTH

- 2014-2015 Fall to Spring
 - **56.4%** of K-8 students made expected growth
 - Compared to NWEA's estimate of **50%** of students meeting growth
- 2015-2016 Fall to Winter
 - **55.7%** of K-8 students made expected growth
 - Compared to **52.6%** of K-8 students meeting expected growth for 2014-2015 Fall to Winter



GOAL 1: ACTIONS TO WHICH MAP TRENDS CAN BE ATTRIBUTED

- Establishment of and professional development for Instructional Leadership Teams (ILTs)
- More professional development in Math provided to primary teachers since 2014-15 (e.g. Add+Vantage Math)
- Greater differentiation in our grades 6-8 Math classes this year as a result of establishing Advanced Math classes and strategies



GOAL 1: GUEST SPEAKERS

- **Tammy Fleming, Principal of Juniper Elementary**
- **Melanie Tessman, IST at Juniper Elementary**



GOAL 2

**Programs and services provided to
promote multilingualism and
multiculturalism**



GOAL 2: EXPECTED ANNUAL MEASURABLE OUTCOME (EAMO) #2 & #3

- Annually each school site will increase their English Learner reclassification rate by **2%** or more.
 - **GOAL MET**
- **15%** or more of high school students will enroll in world language courses.
 - **GOAL MET**

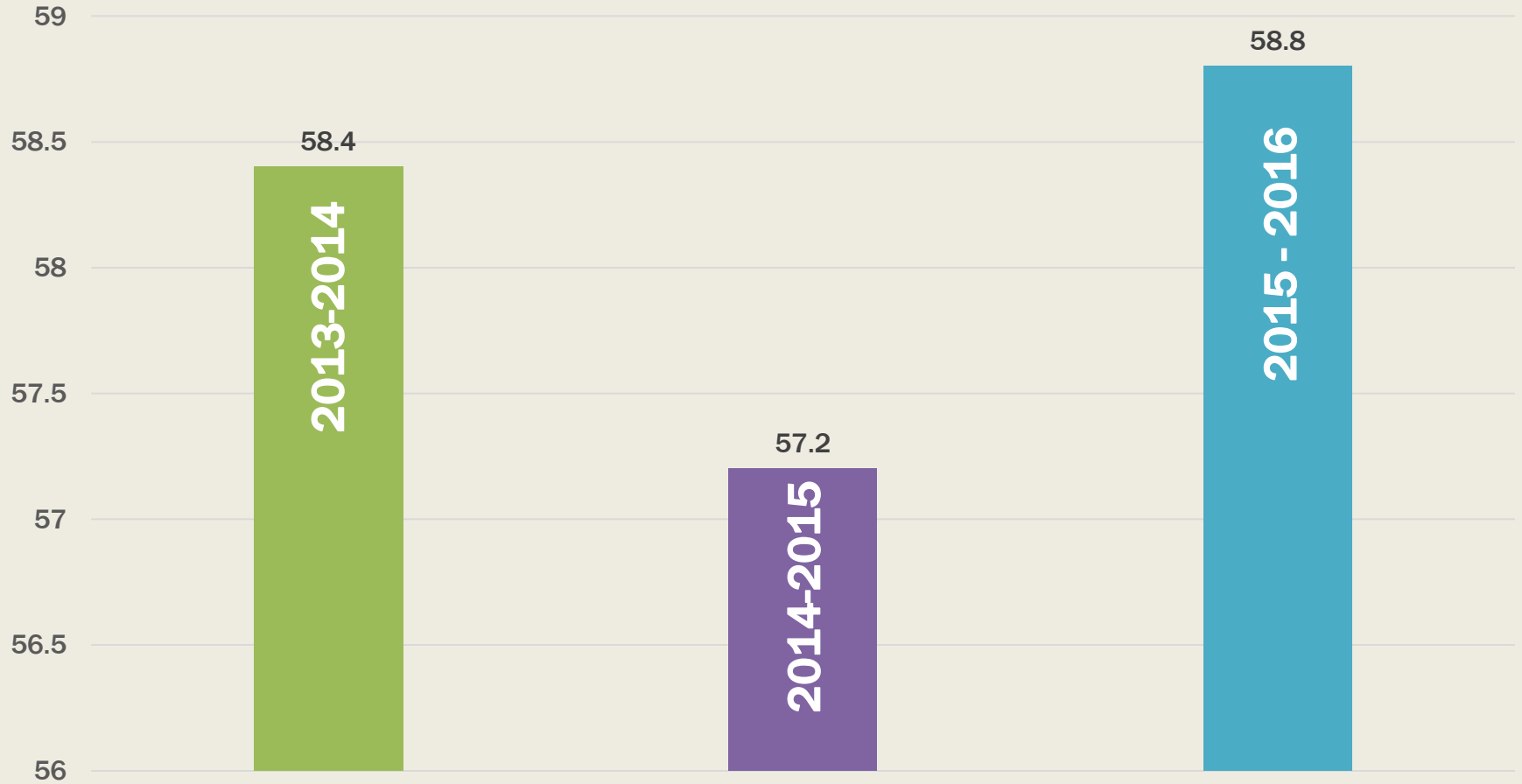


GOAL 2: MEASURES OF ACADEMIC PROGRESS (MAP) K-8

- 2014-2015 Fall to Spring
 - **56.4%** of all students and **55.1%** of ELs made expected growth
- 2014-2015 Fall to Winter
 - **52.6%** of all students and **51.9%** of ELs meeting expected growth
- 2015-2016 Fall to Winter
 - **55.7%** of all students and **55.5%** of ELs made expected growth

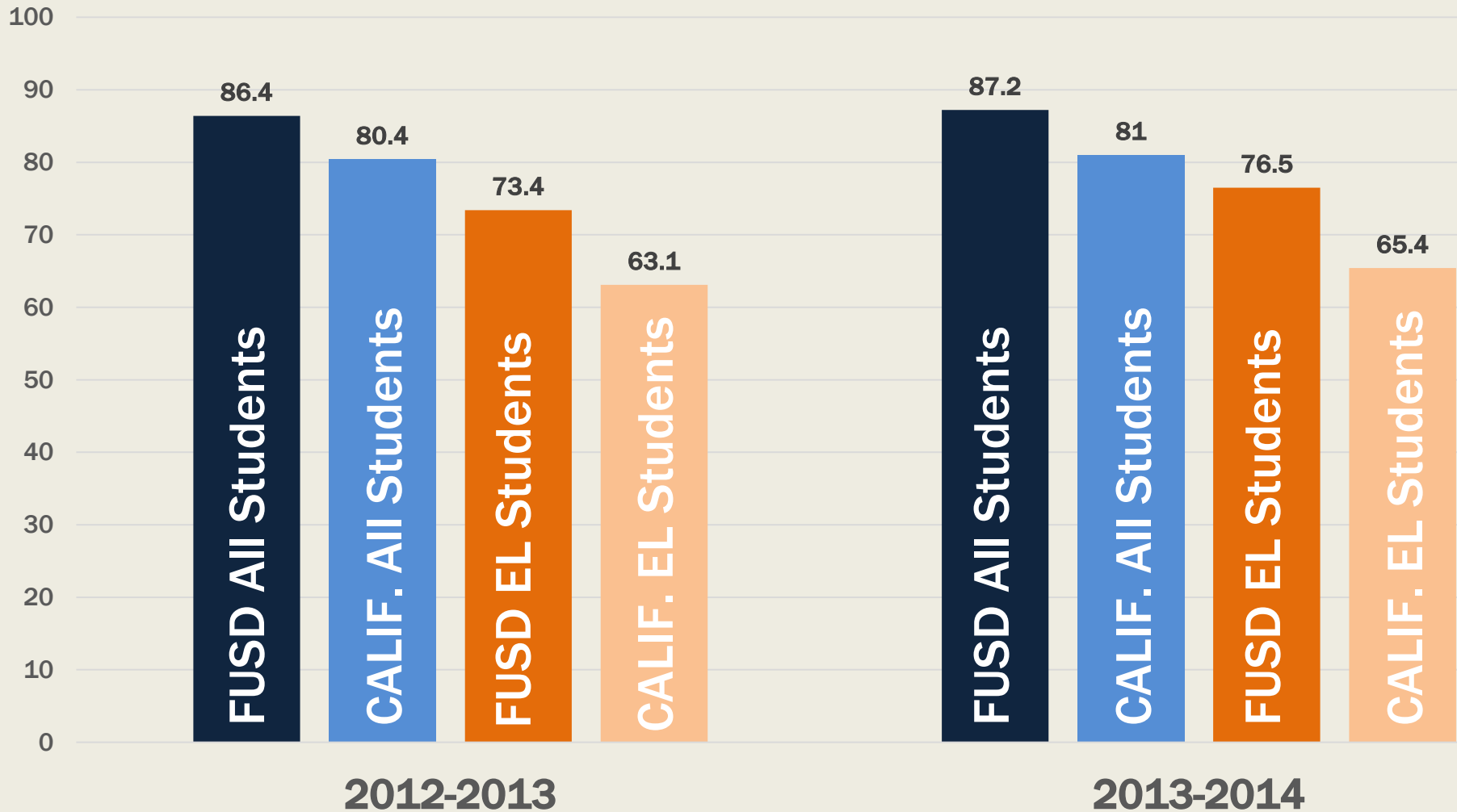


GOAL 2: CELDT DATA



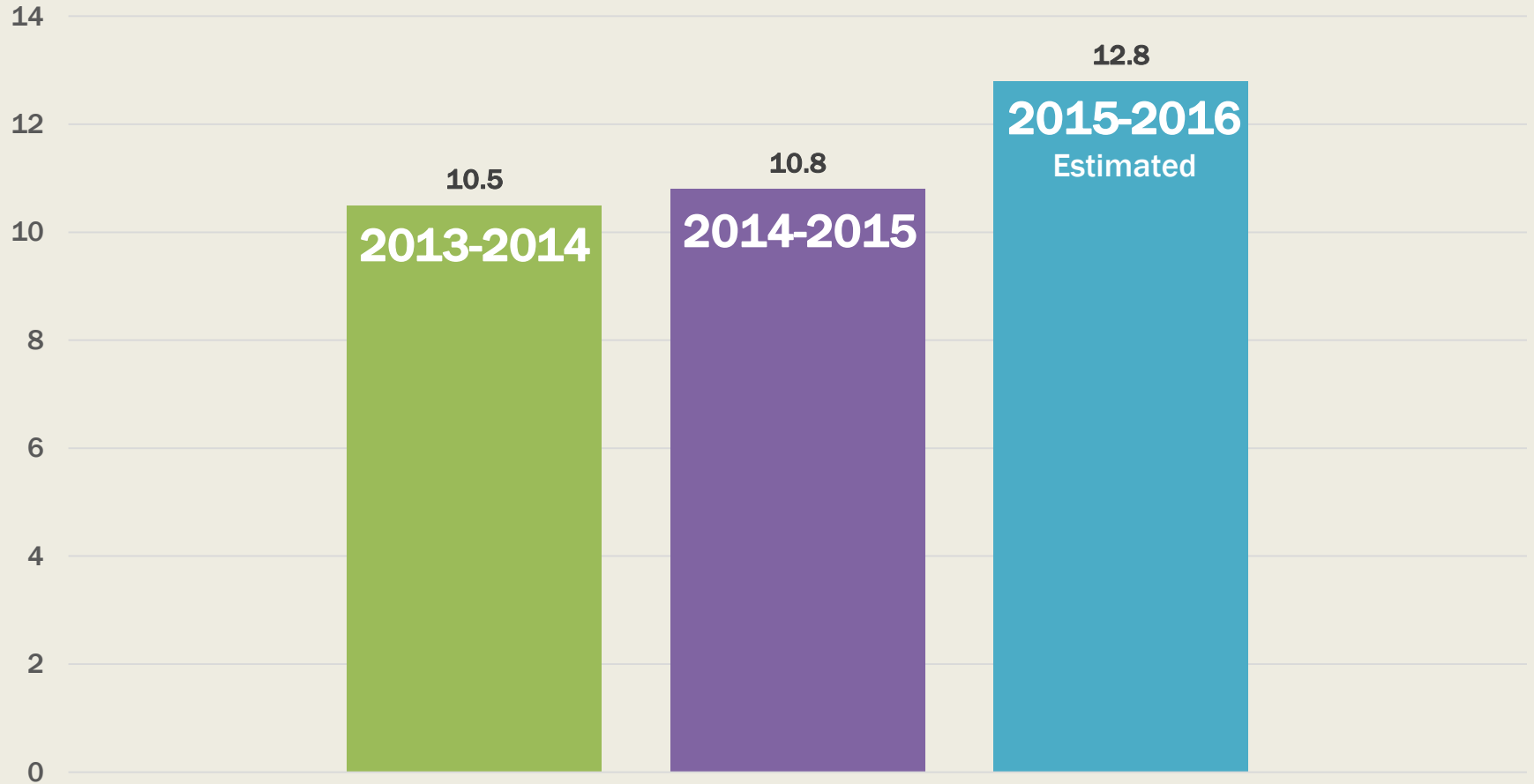


GOAL 2: GRADUATION RATES



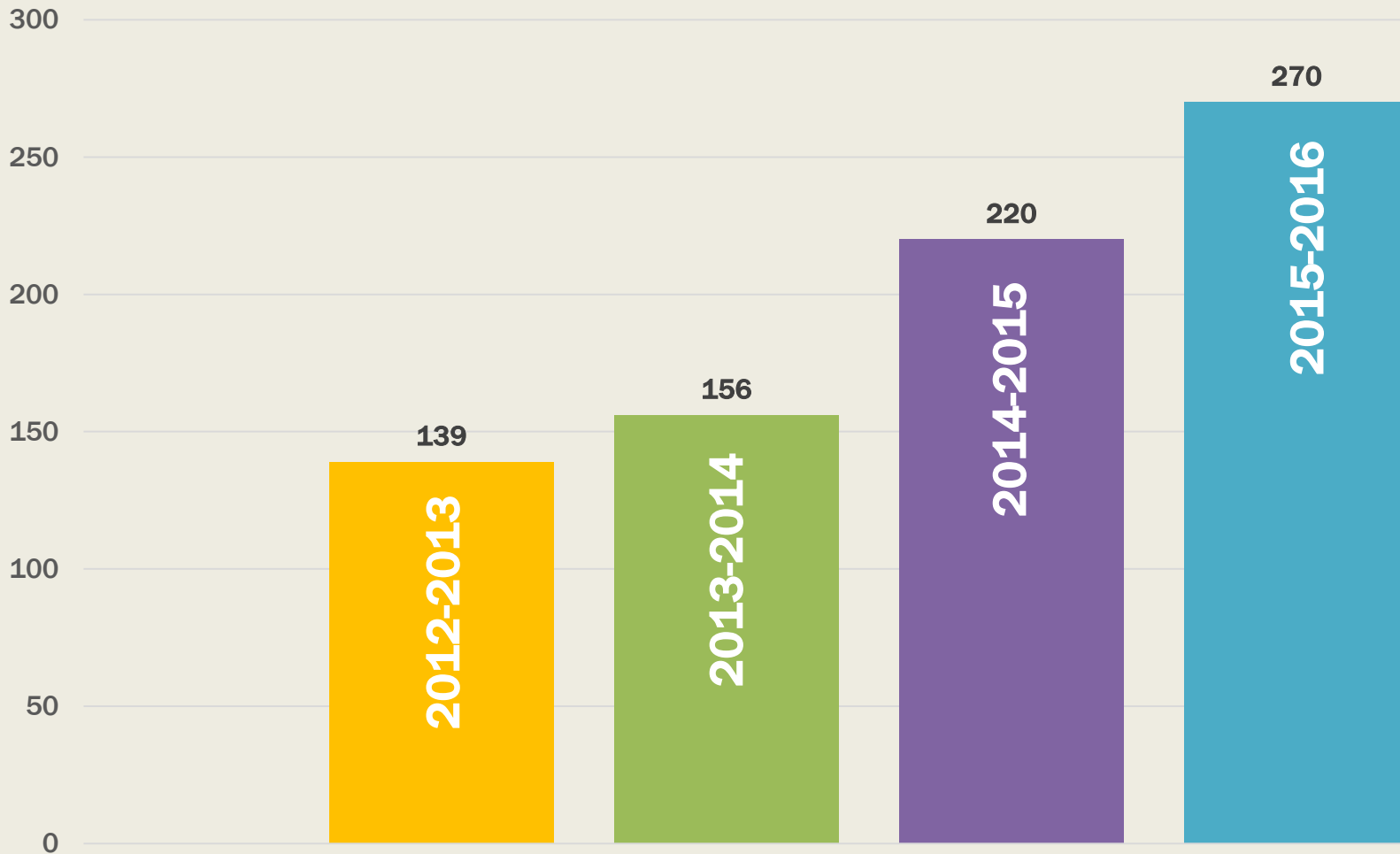


GOAL 2: RECLASSIFICATION RATE OF ENGLISH LEARNERS





GOAL 2: SEAL OF BILITERACY





GOAL 2: GUEST SPEAKER

- Michele Mower, Principal of Beech Elementary



GOAL 3

**Increase Graduation & College
and Career Readiness**



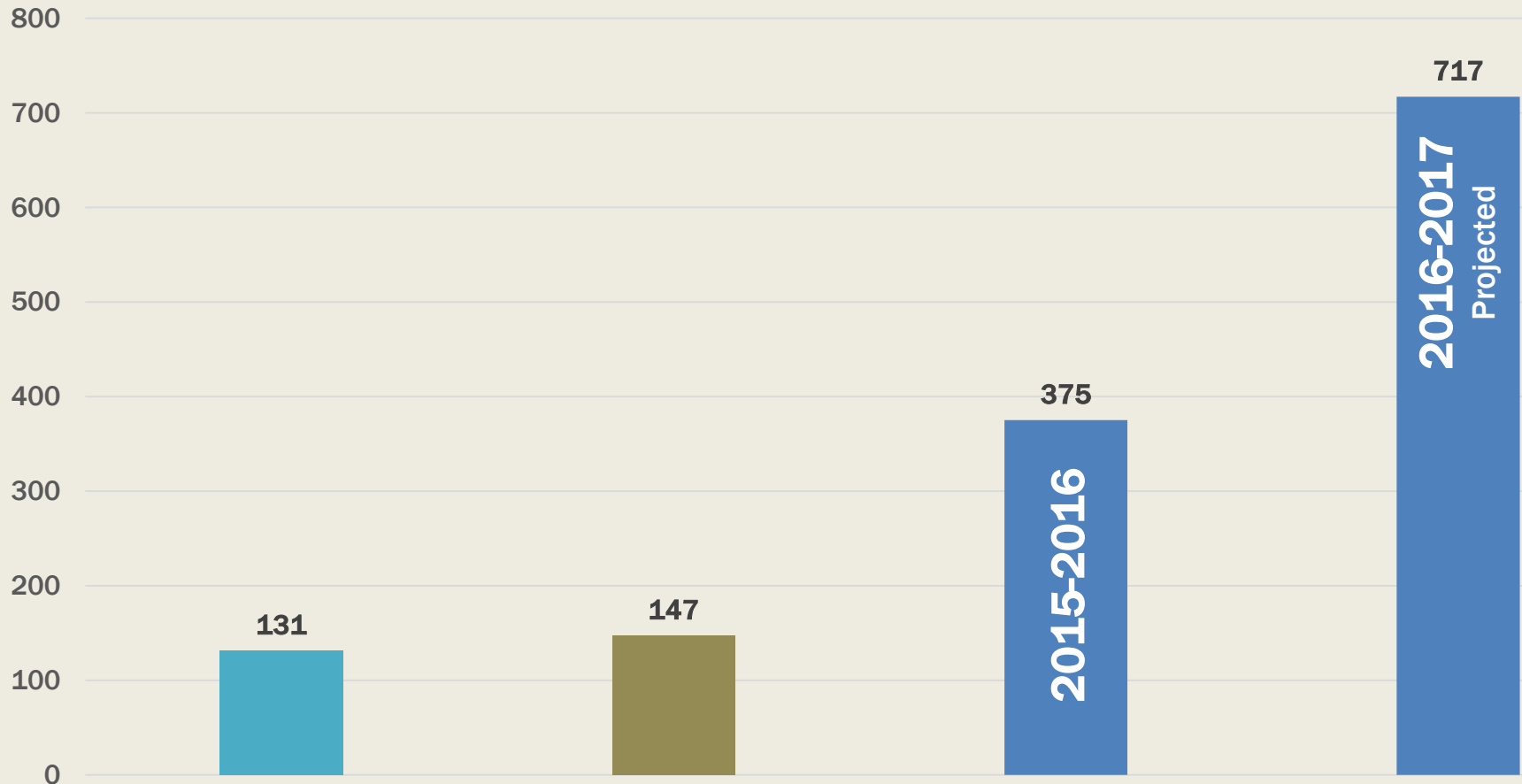
GOAL 3: EXPECTED ANNUAL MEASURABLE OUTCOME (EAMO) #3 AND #5

- Students will have increased access to Advanced Placement (AP) courses by increasing enrollment in AP courses by 2.5%, and increasing the number who will score a 3 or higher on AP exams by 5%.
 - **GOAL MET**
- International Baccalaureate (IB) programs will be continued with development of additional programs and courses for students.
 - **GOAL MET**



GOAL 3: INTERNATIONAL BACCALAUREATE ENROLLMENT

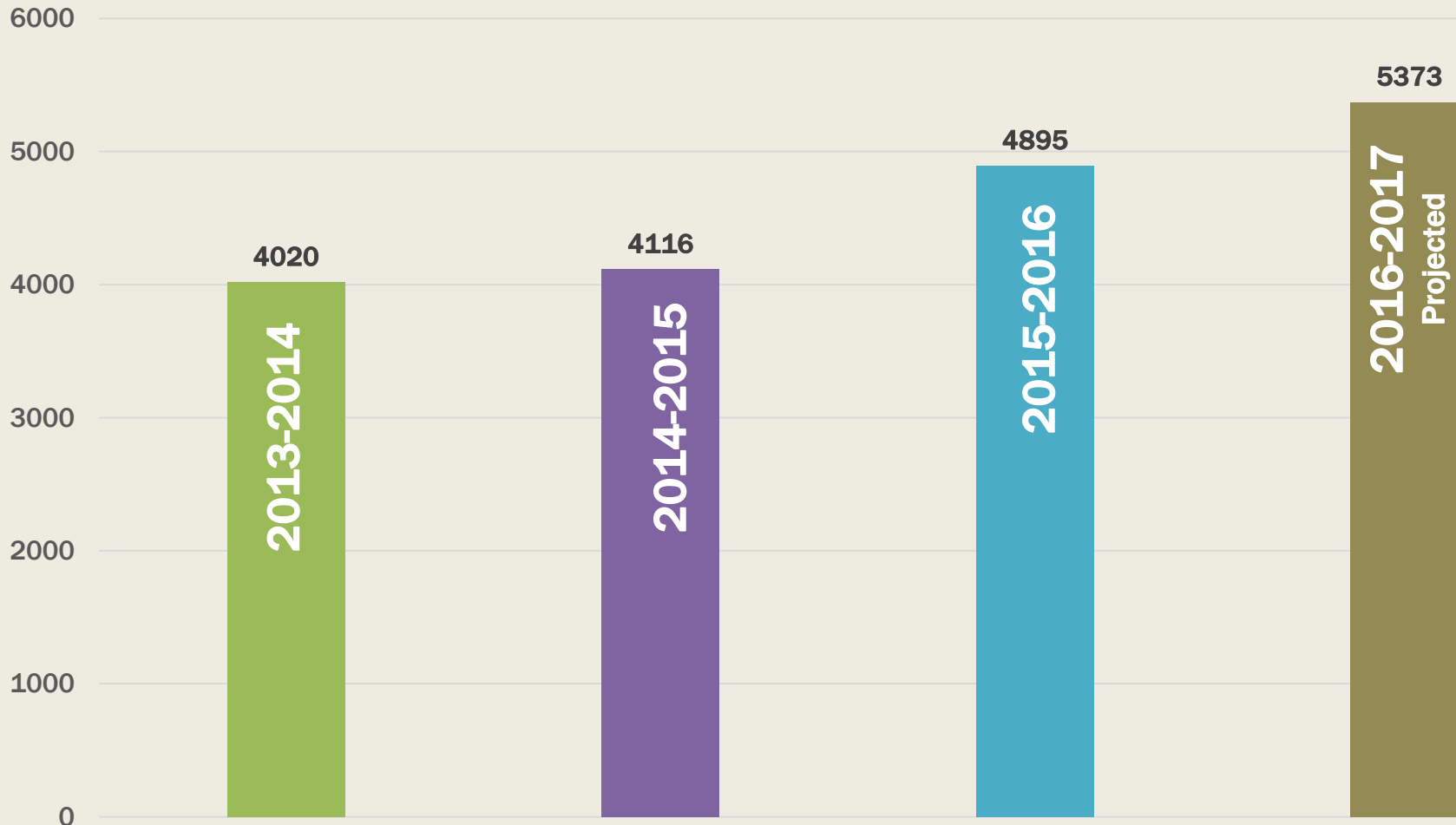
Jurupa Hills High School



Overall Increase of 447%



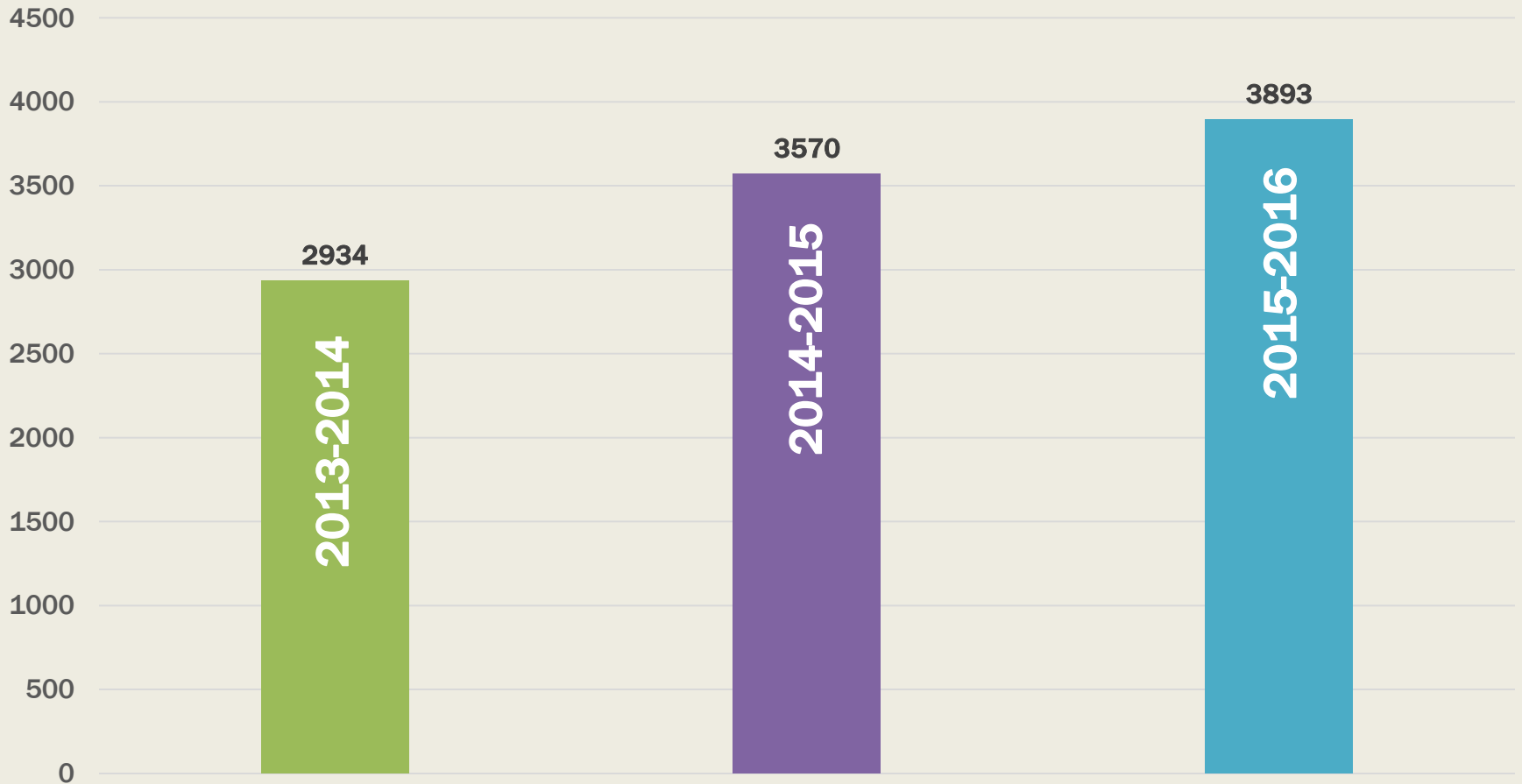
GOAL 3: ADVANCED PLACEMENT ENROLLMENT



Overall Increase of 33.7%



GOAL 3: ADVANCED PLACEMENT TESTS



Overall Increase, from 73% to 80% of AP students taking exams.



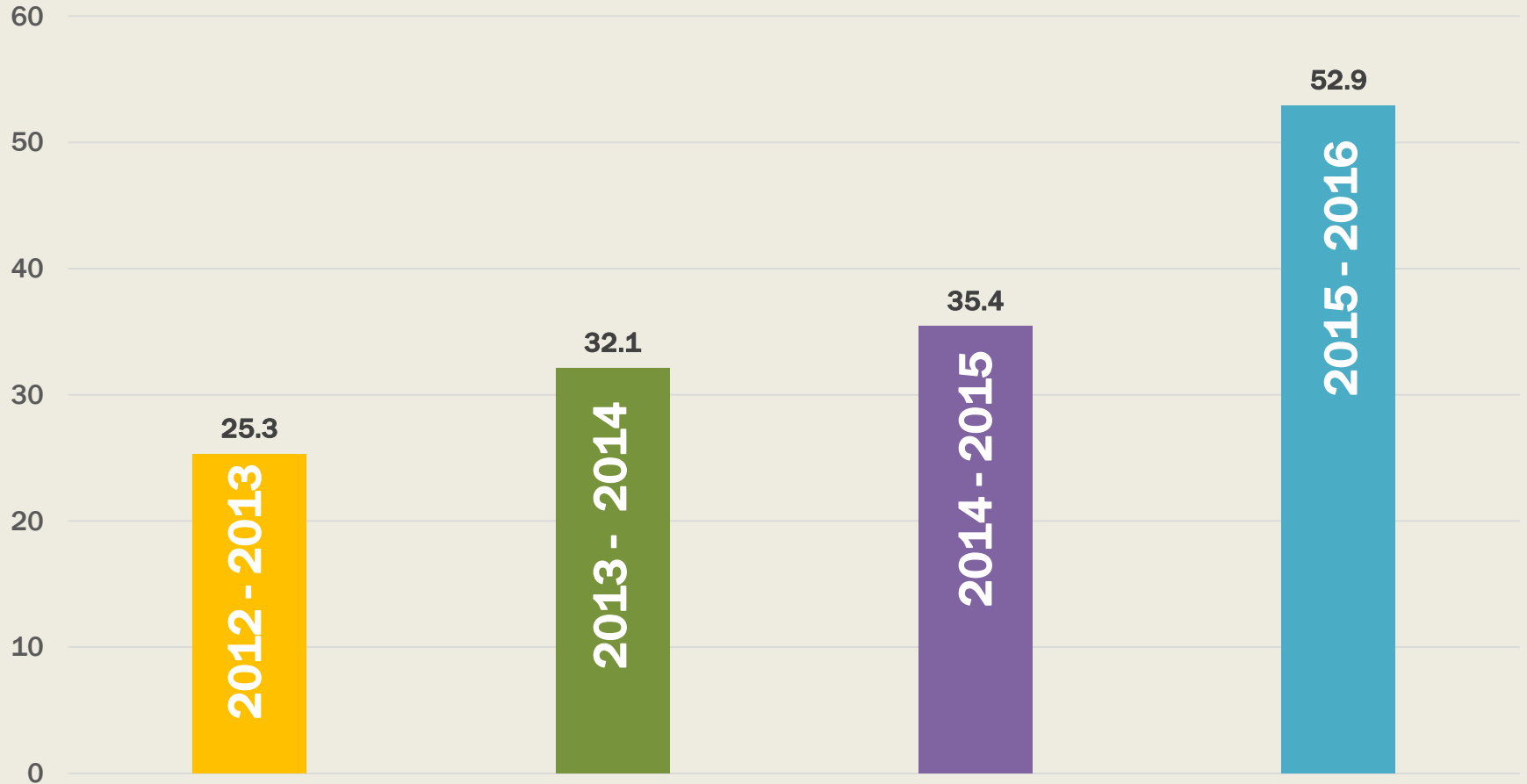
GOAL 3: ADVANCED PLACEMENT TEST PASS RATE OF 3 OR HIGHER



Overall Increase of 19%



GOAL 3: STUDENTS MEETING A – G REQUIREMENTS FOR UC/CSU ELIGIBILITY



Overall Increase of 109%



GOAL 3: CLASS OF 2016 COLLEGE DATA

- Graduation Seniors: **2,677**

- Total Students Applied to College/University: **2,349 87.8%**
 - Applied to 4-year college/university: **1,614 60.3%**
 - Applied to a 2-year college/university: **735 27.5%**

- Total Students Accepted as of 4/14/16:
 - Accepted to a 4-year college/university: **1,163 43.4%**

- Applied for FAFSA/Dream Act: **1959 73.2%**
 - Versus the Class of 2015: **1472 47.1%**
 - **This is an increase of 26.1%**



GOAL 3: PRESTIGIOUS SCHOLARSHIPS & ACCEPTANCE

Scholarships

- **5** Dell Winners
- **5** Questbridge
- **6** Gates Finalists
- **1** Edison Finalist

College Acceptances

- UC Berkeley
- UCLA
- UC San Diego
- Emory University
- Stanford
- MIT
- Columbia
- USC
- Cornell
- Princeton
- Carnegie Mellon (Carnegie Institute of Technology)
- Northwestern



GOAL 3: GUEST SPEAKERS

- Samantha Campos, Counselor at Fontana High School
- Matthew Pusateri, Student at Fontana High School

- A-G Application Process
- FAFSA/DREAMACT Process
- Cal Grant Verification
- Application Submission
 - Cash for College
 - Mandatory Financial Aid Class Activities
 - Individual Pull Outs
- Student Experience: Matthew Pusateri



GOAL 4

Cultivate Effective Teachers and Leaders



GOAL 4: EXPECTED ANNUAL MEASURABLE OUTCOME (EAMO) #2 AND #3

- 90% of teachers, instructional staff, and building leaders will participate in 6 hours of CCSS aligned Professional Development.
 - **Goal Met**

- 100% of school Instructional Leadership Teams will continue to train and support their site colleagues.
 - **Goal Met**



GOAL 4: 2015-2016 LCAP/LEAP HIRING

Certificated

- High School Math Instructional Support Teacher/Intervention
- Coord. Intervention Programs
- Music Teachers
- Director, Linked Learning
- Linked Learning TOA
- Elem. TOA/Instructional Coach
- ALC Teacher
- EL-Pathways to Biliteracy TOA (in progress)
- Coord. Social Emotional Support (formerly Coord. Mental Health)
- Coord. Positive Climate and Culture (in progress)
- At-Risk Counselor (in progress)
- Coord. Athletics and Physical Education
- Dean Student Support

Classified

- Bilingual Aide (23)
- Budget Technician
- Coordinator, Assessment
- Coordinator, Computer Services
- District Safety Officer
- Electronic Data Analyst
- Groundskeeper
- Intermediate Secretary (Alt Ed)
- Intermediate Secretary (Std Svcs)
- Network System Analyst
- Plumber
- Research Analyst
- Sr. Secretary II (Linked Learning)
- Teacher Aide



GOAL 4: TEACHER PROFESSIONAL DEVELOPMENT

- Mathematics (Avg. Score: 4.14 out of 5)
 - Elementary teachers received 18 hrs
 - Secondary math teachers received 12-18 hrs

- English/Language Arts (Avg. Score: 4.11 out of 5)
 - Elementary teachers received 12 hrs
 - Secondary ELA teachers received 12-20 hrs

- Instructional Leadership Teams (Avg. Score: 4.13 out of 5)
 - 354 ILT members received 36 hrs

- Voluntary Workshops (Avg. Score: 4.26 out of 5)
 - 30 after-school sessions and 14 Saturday full-day sessions offered
 - Socratic Seminars, GATE, Arts Integration, MS Teacher Academy, Q Gradebook, etc.



GOAL 4: ADMINISTRATOR PROFESSIONAL DEVELOPMENT

- Principals received **36** hours of training in instructional rounds, providing effective feedback, and ILT preparation

- **Aspiring Leadership Academy**
 - **63** registered and attending
 - **5** sessions, once a month
 - **Sessions conducted by FUSD Principals and Deans**
 - Introduction of Program, Q&A of different district positions
 - Personal Vision & Leadership Qualities
 - Observations, Evaluations, & Relationship Building
 - Restorative Practices/PBIS
 - Resume Writing and Interview Skills



GOAL 4: GUEST SPEAKERS

- Terry Abernathy, Principal of Kaiser High School
- Amanda Garcia, Teacher at Kaiser High School



GOAL 5

Engage Students and Decrease Dropout Rates



GOAL 5: EXPECTED ANNUAL MEASURABLE OUTCOME (EAMO) #1 - #6

- Reduce the dropout rate of students by **.05%**.
 - **In Progress**

- Reduce the number of Middle School & High School suspensions of all students by **1%**.
 - **Goal Met**

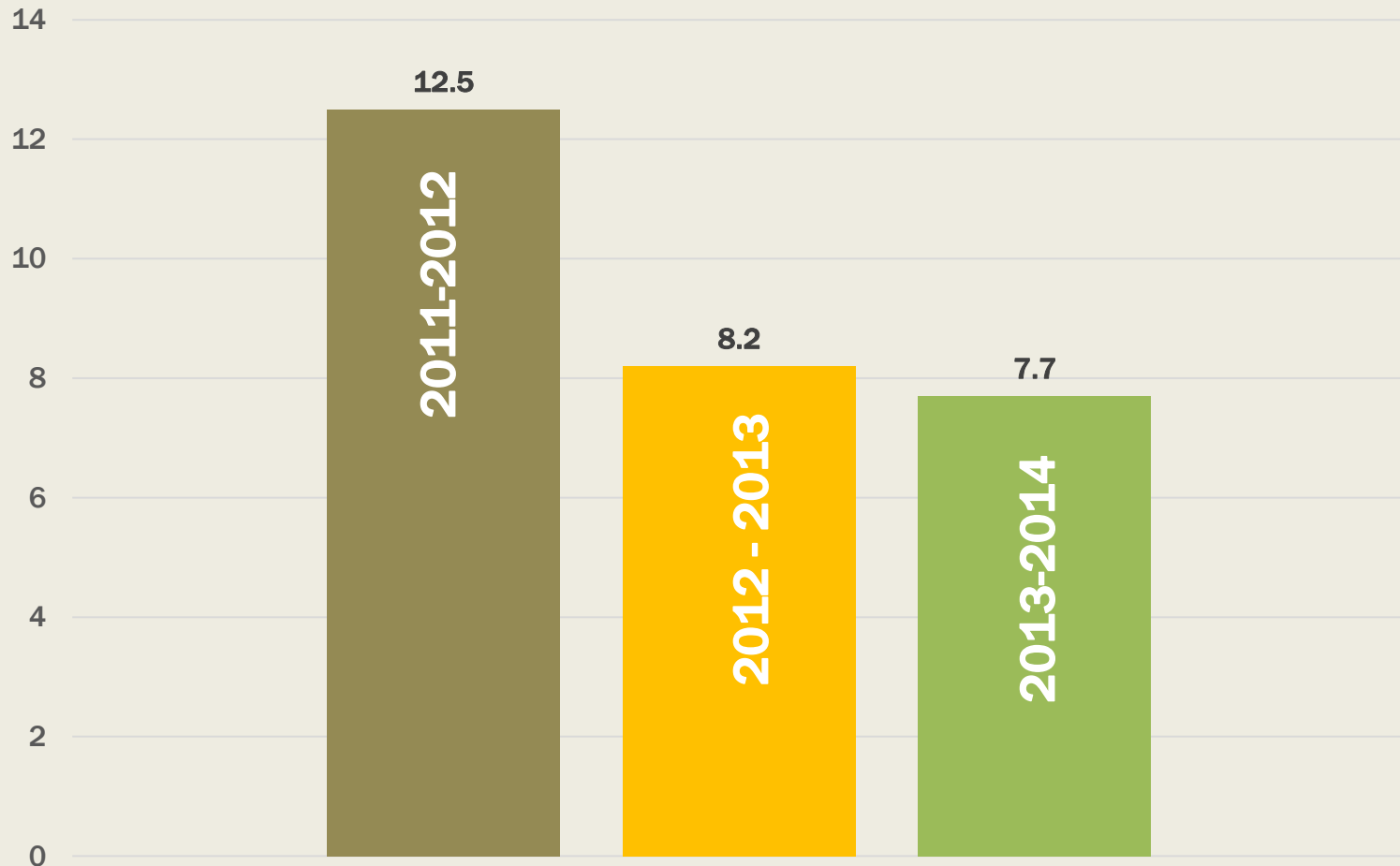
- Reduce the number of suspensions for the following subgroups: Foster Youth, Hispanic, EL, African American, and Special Education students by **1%**.
 - **Goal Met for EL and SPED students**

- Maintain a yearly expulsion rate of district students below **.5%**.
 - **Goal Met**

- District will maintain an average district attendance rate over **96%**.
 - **Goal Met**



GOAL 5: FUSD DROPOUT RATE 2012-2015



Overall Decrease of 37%



GOAL 5: SUSPENSION/EXPULSION RATES

School Year	CBEDS Enrollment	Number of Suspensions	Suspension Rate	Number of Expulsions	Expulsion Rate
2011-2012	40,592	3704	9.1%	50	0.123%
2012-2013	40,374	2566	6.40%	46	0.113%
2013-2014	39,982	3157	7.90%	9	0.023%
2014-2015	39,470	2620	6.10%	18	0.046%
As of 2/25/16	38,580	1044	2.70%	10	0.026%



GOAL 5: SUSPENSION RATE FOR SUBGROUPS

SY 2014 - 2015

Subgroup	CBEDS Enrollment	Number of Suspensions	Suspension Rate
Hispanic	34,065	2,045	6%
English Learner	13,406	651	5%
African – American	2,255	393	17%
Special Education	5,087	571	11%



GOAL 5: TRUMAN MIDDLE SCHOOL IN AND OUT OF SCHOOL SUSPENSION/EXPULSION DATA

Truman Middle School	In/Out Susp. 13/14	In/Out Susp. 14/15	In/Out Susp. 15/16
Overall	311	267	49
Hispanic	273	158	33
ELL	*/51	39	17
African American	36	65	10
Special Education	*/48	49	20

Truman Middle School has had 1 expulsion over the last 3 years.



GOAL 5: GUEST SPEAKERS

- Kim Hall, Principal of Truman Middle School
- Dawn Marmo, Assistant Principal of Truman Middle School
- Ayesha Brooks, Dean of Student Support at Truman Middle School
- Trinity Grant, student at Truman Middle School
- Luis Martinez, student at Truman Middle School





GOAL 6

Strengthen Family and Community Engagement



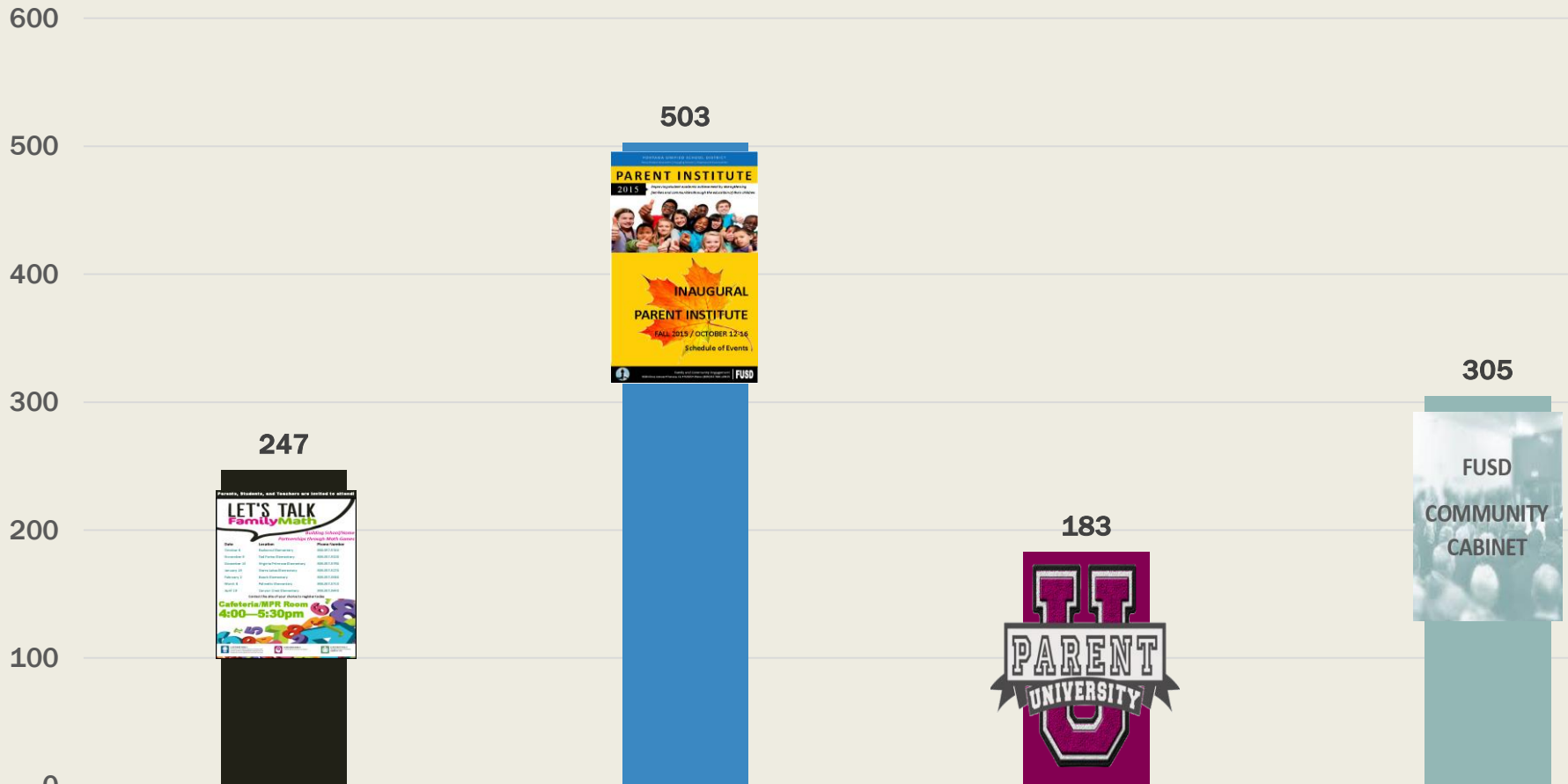
GOAL 6: EXPECTED ANNUAL MEASURABLE OUTCOME (EAMO) #1 & #3

- Increased opportunities for stakeholders to participate in district/site activities that increase their skills as partners in education. Increased partnerships with public, non-profit, business and faith based organizations. Increased community resources to site staff that will improve services to students and families.
 - **Goal Met**
- Increased capacity to help students at home; Increased academic achievement & student engagement; increased parent involvement and engagement.
 - **Goal Met**



GOAL 6: PARENT OPPORTUNITIES

2015-2016 Stakeholder Attendance





GOAL 6: PLAZAS COMUNITARIAS

- Fontana Middle
 - Birch
 - AB Miller
 - Almeria
 - Citrus High
 - Alder
 - Summit
 - Adult School
-
- 100 students currently enrolled in various classes and sites.
 - Recognition: 95 students



GOAL 6: GUEST SPEAKER

- Michael Garcia, Principal of Maple Elementary



GOAL 7

Healthy Environments



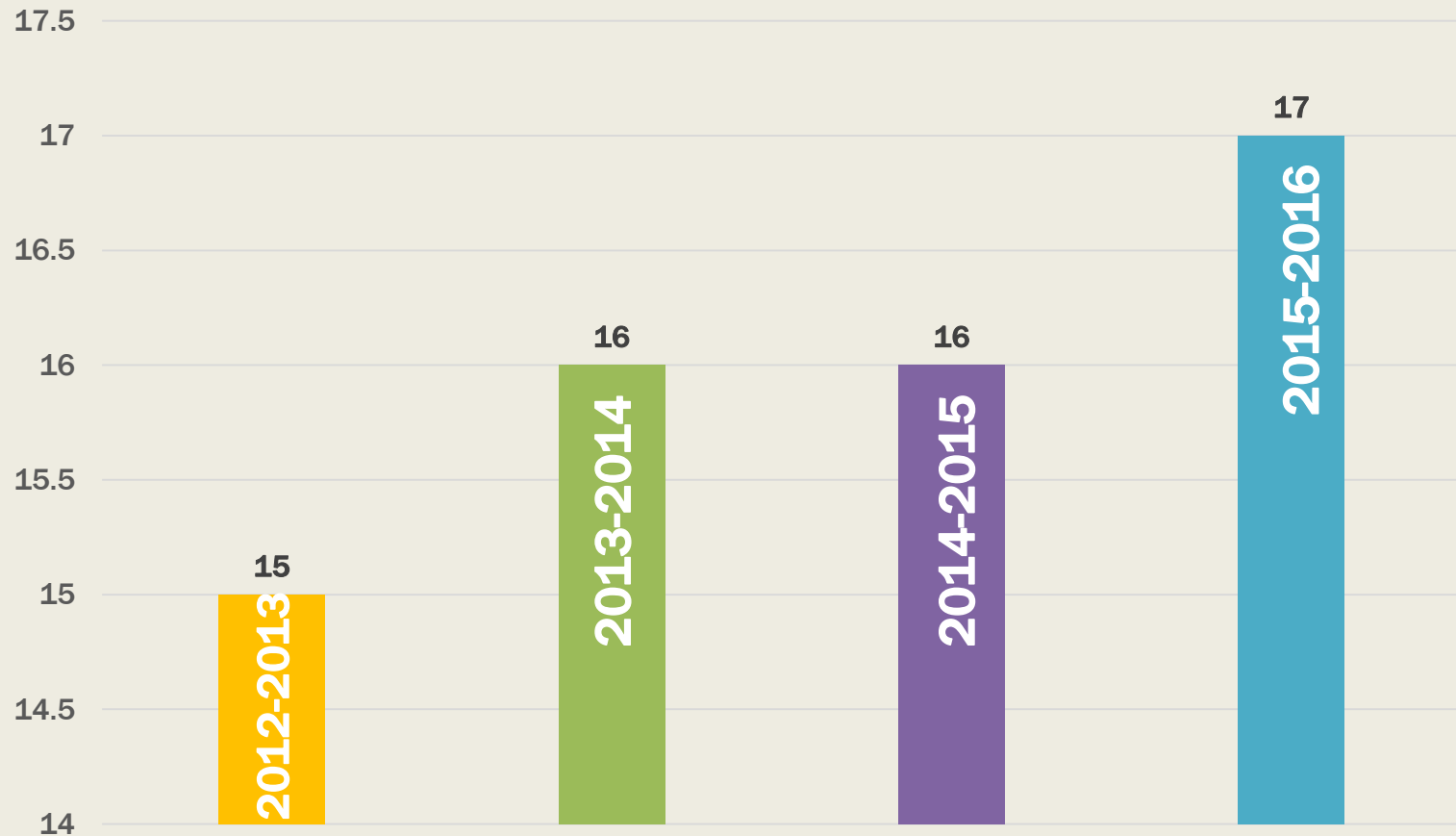
GOAL 7: EXPECTED ANNUAL MEASURABLE OUTCOME (EAMO) #2 & #3

- Maintenance and Operations will have a 2% decrease in response time on routine and emergency work order requests from the previous year.
 - **Goal Met**
- School sites will have a 2% increase of their school climate survey from the previous year.
 - **Not Yet Completed**



GOAL 7: HEALTHY ENVIRONMENTS

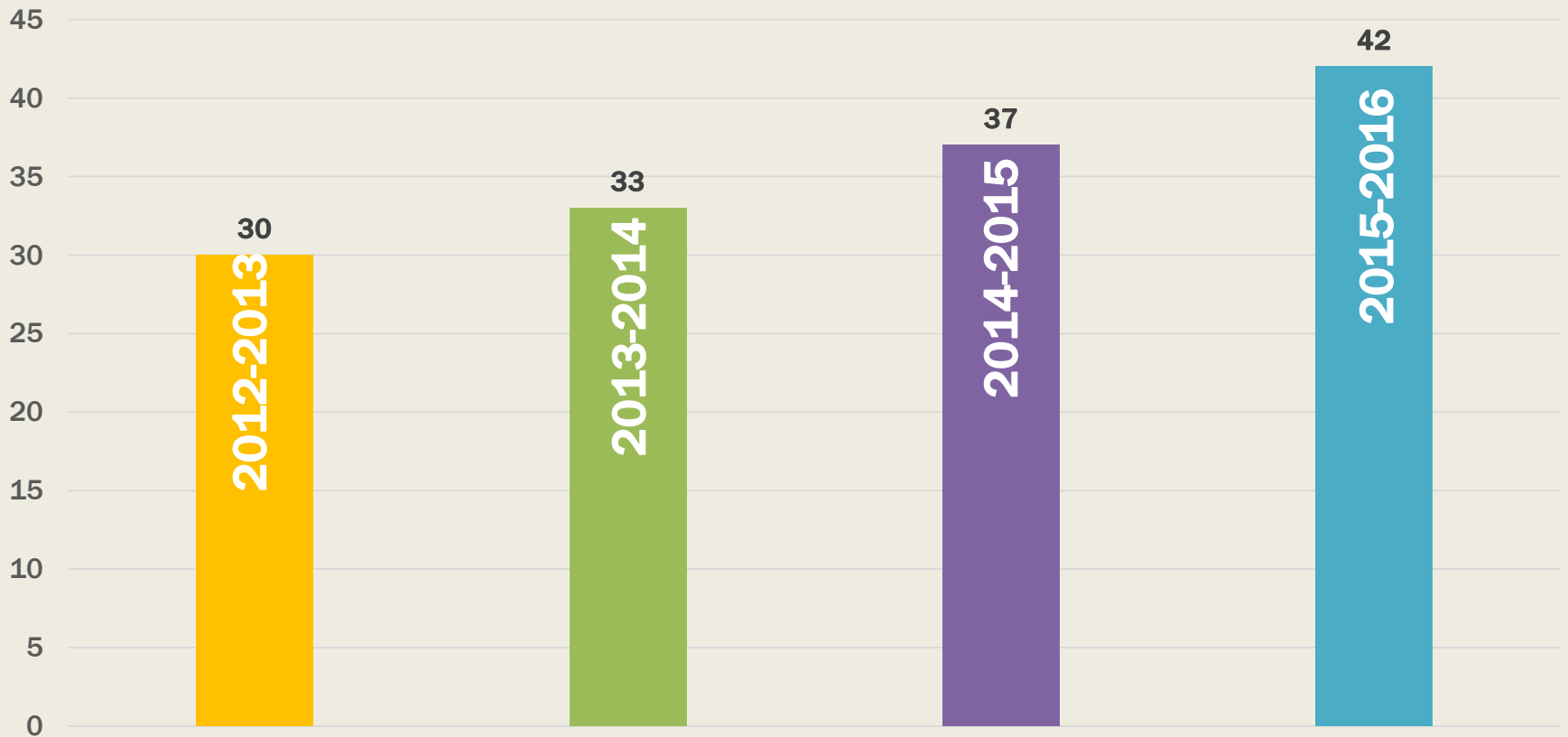
Number of Sworn Officers





GOAL 7: HEALTHY ENVIRONMENTS

Number of District Safety Officers



Overall Increase of 32% for Police and Safety Positions



GOAL 7: HEALTHY ENVIRONMENTS

■ Maintenance & Operations

■ Plumbing

- Average # of work orders completed prior to new plumber **130.3**
- Average # of work orders completed after new plumber hired **185.3**
 - Each number is a per month average

■ Groundskeepers

- 2014 - 2015 reactionary work orders generated **342**
- 2015 - 2016 reactionary work orders generated (projected) **311**



GOAL 7: GUEST SPEAKER

- Dawn Quintana, Health Assistant at North Tamarind

